
GREEN AUDIT REPORT (2023-2024)



BLDE Association's

Basaveshwar Arts and Commerce College, Basavana Bagewadi



Prepared By



SAHYAGIRI ENTERPRISES

Kalpataroo Building, Near Ram Mandir, Ward No.2 Jath Taluka- Jath, Dist- Sangli

416404 Phone: 91-9028075073 Email: sahyagirienterprises@gmail.com

ISO 9001:2015 Certified Organization

CONTENTS

1.	ACKNOWLEDGEMENT.....	1
2.	DISCLAIMER.....	2
3.	CONCEPT.....	3
4.	INTRODUCTION.....	4
5.	OVERVIEW OF INSTITUTE.....	6
6.	AUDIT OBJECTIVES & SCOPE.....	8
7.	EXECUTIVE SUMMARY.....	9
8.	METHODOLOGY.....	10
9.	OBSERVATIONS, APPRECIATIONS AND RECOMMENDATIONS.....	11
9.1	WASTE MANAGEMENT.....	11
A)	OBSERVATION.....	11
B)	APPRECIATIONS.....	12
C)	RECOMMENDATIONS.....	13
9.2	WATER CONSERVATION.....	13
A)	OBSERVATIONS.....	13
B)	APPRECIATIONS.....	15
C)	RECOMMENDATIONS.....	15
9.3	ENERGY CONSERVATION.....	15
A)	OBSERVATIONS.....	15
B)	APPRECIATIONS.....	19
C)	RECOMMENDATIONS.....	19
9.4	GREEN AREA MANAGEMENT/BIODIVERSITY SURVEY.....	19
A)	OBSERVATIONS.....	19
B)	APPRECIATIONS.....	20
C)	RECOMMENDATIONS.....	20
9.5	NOISE, VENTILATION AND ILLUMINATION MONITORING.....	21
1.	NOISE STUDY.....	21
2.	VENTILATION STUDY.....	22
3.	ILLUMINATION STUDY.....	22
9.6	CARBON FOOTPRINT.....	23
10.	BEST PRACTICES FOR ENVIRONMENT.....	27
11.	OVERALL RECOMMENDATIONS.....	30
12.	CONCLUSION.....	31

1.0 ACKNOWLEDGEMENT

Sahyagiri Enterprises Green Audit Team thanks the management of BLDE Association's Basaveshwar Arts and Commerce College, Basavana Bagewadi for assigning this important work of Green Audit. We appreciate the co-operation to our team for completion of study.

Our special thanks to:

- ♣ Principal of the college – Dr. A. V. Suryavasnsi
- ♣ IQAC Coordinator – Prof. Dileepkumar N. Konantali
- ♣ NAAC Coordinator– Prof. Chatrasing P. Dhadekar
- ♣ Environment Expert at the campus– Prof. J. S. Davanageri
- ♣ Green Audit Coordinator–Prof. S. J. Suryavanshi
- ♣ Teaching & Non- teaching Staff of College

For giving us necessary inputs to carry out this very vital exercise of Green Audit. We are also thankful to other staff members who were actively involved while collecting the data and conducting field measurements.

2.0 DISCLAIMER

Sahyagiri Enterprises Green Audit Team has prepared this report for BLDE Association's Basaveshwar Arts and Commerce College, Basavana Bagewadi based on input data submitted by the representatives of College complemented with the best judgment capacity of the expert team.

It is further informed that the conclusions are arrived following best estimates and no representation, warranty or undertaking, express or implied is made and no responsibility is accepted by Audit Team in this report or for any direct or consequential loss arising from any use of the information, statements or forecasts in the report.

Sahyagiri Enterprises and its staff shall keep confidential all information relating to your organisation and shall not disclose any such information to any third party, except that in the public domain or required by law or relevant accreditation bodies. Sahyagiri Enterprises staff, agents and accreditation bodies have signed individual confidentiality undertakings and will only receive confidential information on a 'need to know' basis.



Report by: Mayuri M. Jadhav

EMS Lead Auditor

3.0 CONCEPT

Green Audit is defined as systematic identification, quantification, recording, reporting and analysis of components of environmental diversity. The 'Green Audit' aims to analyse environmental practices within and outside the college campus, which will have an impact on the eco-friendly ambience. It was initiated with the motive of inspecting the work conducted within the organizations whose exercises can cause risk to the health of inhabitants and the environment. Through Green Audit, one gets a direction as how to improve the condition of environment and there are various factors that have determined the growth of carrying out Green Audit. Green audit is assigned to the criteria 7 of NAAC, (National Assessment and Accreditation Council) which is a self-governing organization of India which declares the institutions as Grade A, B or C according to the scores assigned during the accreditation.

4.0 INTRODUCTION

A Nation's growth starts from its educational institutions, where the ecology is thought as a prime factor of development associated with environment. Educational institutions now days are becoming more sensitive to environmental factors and more concepts are being introduced to make them eco-friendly. To preserve the environment within the campus, various viewpoints are applied by the several educational institutes to solve their environmental problems such as promotion of the energy savings, recycle of waste, water reduction, water harvesting etc. The activities pursued by colleges can also create a variety of adverse environmental impacts.

Environmental auditing is a process whereby an organization's environmental performance is tested against its environmental policies and objectives. Green audit is defined as an official examination of the effects a college has on the environment. As a part of such practice, internal environmental audit (Green Audit) is conducted to evaluate the actual scenario at the campus.

Green audit is a useful tool for a college to determine how and where they are using the most energy or water or resources; the college can then consider how to implement changes and make savings. It can also be used to determine the type and volume of waste, which can be used for a recycling project or to improve waste minimization plan. Green auditing and the implementation of mitigation measures is a win-win situation for all the college, the learners and the planet. It can also create health consciousness and promote environmental awareness, values and ethics. It provides staff and students better understanding of Green impact on campus.

Green auditing promote financial savings through reduction of resource use. It gives an opportunity for the development of ownership, personal and social responsibility for the students and teachers. Thus it is imperative that the college evaluate its own contributions toward a sustainable future. As environmental sustainability is becoming an increasingly important issue for the nation, the role of higher educational institutions in relation to environmental sustainability is more prevalent.

A clean and healthy environment aids effective learning and provides a conducive learning environment. There are various efforts around the world to address environmental education issues.

Environmental Management Systems (EMS) is very popular in the industrial sector, but the general belief is that EMS is something pertaining to industries only. Other parts of the



world have started adopting compatible environmental management systems either voluntarily or for promoting standards by external certification. International environmental standards do not suit the existing Indian educational system. Hence Sahyagiri Enterprises has developed a compatible system by developing locally-applicable techniques.

A very simple indigenized system has been devised to monitor the environmental performance of educational institutions. It comes with a series of questions to be answered on a regular basis. Environmental conditions may be monitored from angles that are relevant to Indian requirements, without stress on legal issues or compliance.

This innovative scheme is user-friendly and totally voluntary. The environmental monitoring system helps the institution to set environmental examples for the community and to educate young learners. It can be adapted to urban and / or rural situations.

5.0 OVERVIEW OF INSTITUTE

BLDEA (Bijapur Lingayat Education Association) is a leading education organization in the North Karnataka region. It has a legacy of more than 100 years and 75 education institutions under its banner, which comprise professional institutes, colleges of humanities and social sciences, public schools and research institutes.

BLDEA's goal is to use education as a tool to bring about social and economic transformation in the North Karnataka region, empower women and the oppressed, reduce social inequality in educational opportunity and contribute to national development.

BLDEA was established on October 23, 1910, by Vachana Pitamaha Dr. P. G. Halakatti, a towering literary figure and a social reformer who dedicated his life to spreading the ideals of Shiva Sharanas.

BLDEA runs over 75 institutions located in Vijayapura and Bagalkot districts, which are recognized as socially, economically and educationally backward areas by the then British Government and currently by the UGC, State Government and Central Government.

The college is affiliated to Rani Channamma University Belgavi and working especially for students below poverty line and for girls of this region for whom higher education is not easily available. The college has 16 Acre 32 Gunta campus Area. The college is accredited by NAAC to B grade. In the year 2019 the University Grants Commission granted us with 2F & 12B of the UGC Act, New Delhi. The college provides instructions to the students for three years degree courses B.A., B.Com. The college, right from its inception has shown academic excellence and students have won meritorious awards and have maintained top ranks in the University examinations as well as in extra-curricular activities. Total Student strength of college is 490. College has total 16 teaching staff and 9 non-teaching staff. College has highly qualified staff.

The infrastructure of a college plays a vital role in the development of the college as the students are now focusing on the labs, class rooms, etc. while selecting a college. It is important that the college has very good infrastructure with ICT Based Classrooms, Specious Computer Lab, I.Q.A.C Department, NSS, Separate Canteen, Auditorium, Library, Ladies Recreation Room, Department Cabins, Playground and Store Rooms etc. Various indoor and outdoor games are conducted by college.

The college has also adopted the 'Green Campus' system for environmental conservation and sustainability. The goal is to reduce CO₂ emission, water use while creating an atmosphere where students can learn and be healthy.



6.0 AUDIT OBJECTIVES AND SCOPE

The main objective of the green audit is to promote the Environment Management and Conservation in the College Campus. The purpose of the audit is to identify, quantify, describe and prioritize framework of Environment Sustainability in compliance with the applicable regulations, policies and standards. The main objectives of carrying out Green Audit are:

- To introduce and aware students to real concerns of environment and its sustainability.
- To secure the environment and cut down the threats posed to human health by analysing the pattern and extent of resource use on the campus.
- To establish a baseline data to assess future sustainability by avoiding the interruptions in environment that are more difficult to handle and their corrections requires high cost.
- Developing an environmental ethic and value systems in young people.
- Improving environmental standards.
- Benchmarking for environmental protection initiatives.
- Enhancement of College profile.

7.0 EXECUTIVE SUMMARY

The rapid urbanization and economic development at local, regional and global level has led to several environmental and ecological crises. On this background it becomes essential to adopt the system of the Green Campus for the institute which will lead for sustainable development.

An environmental audit is a snapshot in time, in which one assesses campus performance in complying with applicable environmental laws and regulations. Though a helpful benchmark, the audit almost immediately becomes out-dated unless there is some mechanism in place to continue the effort of monitoring environmental compliance.

BLDE Association's Basaveshwar Arts and Commerce College, Basavana Bagewadi done internal green assessment and annual reports published for continual improvements; QS Programme and doing their bid towards environmental protection and environmental awareness at local and global front.

The methodology include: preparation and filling up of questionnaire, physical inspection of the campus, observation and review of the documentation, interviewing key persons and data analysis, measurements and recommendations. It works on the several facets of 'Green Campus' including Water Conservation, Tree Plantation, Waste Management, Paperless Work, Alternative Energy and Mapping of Biodiversity.

This audit report contains observations, appreciations and recommendations for improvement of environmental consciousness.

8.0 METHODOLOGY

In order to perform green audit, the methodology included different tools such as preparation of questionnaire, physical inspection of the campus, observation and review of the documentation, interviewing key persons and data analysis, measurements and recommendations. The study covered the following areas to summarize the present status of environment management in the campus:

- Waste Management
- Energy Conservation
- Water Conservation
- Green area management/biodiversity survey
- Noise, Ventilation and Illumination study
- Carbon Footprint
- Best Practices for Environment

9.0 OBSERVATIONS, APPRECIATIONS AND RECOMMENDATIONS

9.1 WASTE MANAGEMENT

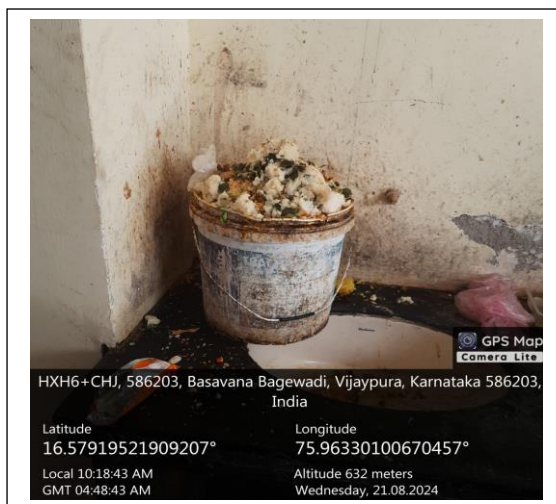
This indicator addresses waste production and disposal of different wastes like paper, food, plastic, biodegradable, construction, glass, dust etc. and recycling. Furthermore, solid waste often includes wasted material resources that could otherwise be channeled into better service through recycling, repair and reuse. Solid waste generation and management is a burning issue. Unscientific handling of solid waste can create threats to everyone. The survey focused on volume, type and current management practice of solid waste generated in the campus. The different solid wastes collected as mentioned above.

A) Observations:


The total organic waste collected in the campus is 30 kg/month. Waste generated from canteen and garden is a major solid waste in the campus. Near about 2 kg/month of non-biodegradable waste is generated in the campus including glass bottles. The waste is segregated at source by providing separate dustbins for Bio-degradable, Non-Bio-degradable waste. Single sided used papers reused for writing and printing in all departments. Very less plastic waste (0.1 kg/day) is generated by departments, office, garden etc. but it is neither categorized at point source nor sent for recycling. The food waste from canteen is sent for composting. The institute has adopted one composting unit in campus having capacity of 300 kg and size 8"x4". The main purpose of this is to breakdown & decomposes all kind of organic waste by using microorganisms that require oxygen. called compost. After complete process of composting, it is used as manure in the garden.



Composting Unit



Dustbins are provided in campus for Biodegradable and Non-Biodegradable waste



Dustbins are provided throughout the college premises for waste collection



E-waste collection centre

B) Appreciations:

- Each and every place of campus is provided with dustbin.
- Campus has composting unit for biodegradable waste.
- E-waste is collected.

- Collected E-waste is supplied to E-waste management and disposal facility in order to dispose E-waste in scientific manner.
- Every department and office tries to reduce consumption of paper.
- College reuses empty side of printed paper.

C) Recommendations:

- Make full use of all recycling facilities provided by City Municipality and private suppliers, including glass, cans, plastic bottles, batteries, print cartridges, cardboard and furniture.
- Provide sufficient, accessible and well-publicized collection points for recyclable waste with responsibility for recycling clearly allocated.

9.2 WATER CONSERVATION

This indicator addresses water consumption, water sources, irrigation, storm water appliances and fixtures. A water audit is an on-site survey and assessment to determine the water use and hence improving the efficiency of its use.

A) Observations:

The study observed that bore well water and corporation water is main source of water in the campus. Water is used for drinking, canteen, toilets and gardening purpose. During the survey, no loss of water is observed, through leakages and no over flow of water from overhead tanks. The data collected from all the departments is examined and verified. On an average the total use of water in the college is 6,000 L/day, which include 4,500 L/day for domestic purposes, 1,500 L/day for gardening. College has 2 R.O systems 1 in girl's hostel with capacity 100 LPH and 1 in the campus with capacity 100 LPH.. The college has rain water harvesting facility in a campus. The college has rain water harvesting facility in a campus. Water from rooftop of the college is not collected but college has bore well recharge and it helps to increase water level in the bore well. Water used for drinking purpose analyzed as per IS 10500:2012 drinking water specification and observed it was potable.

Daily Water Consumption


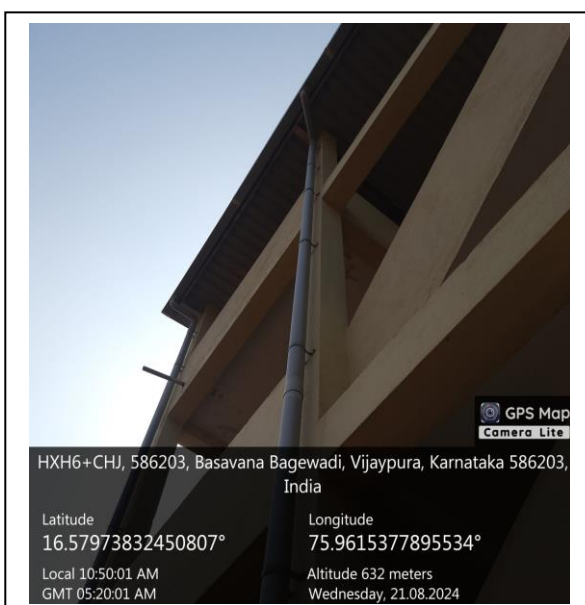
Parameter	Quantity	Total water consumption
Total tanks	12	8.5 m3
Garden water consumption	1.5 m3	
College building water consumption	3 m3	
Ladies Hostel water consumption	2 m3	
Canteen water consumption	1 m3	

RO water consumption

0.5 m3



R.O. System



Rainwater Harvesting System

Water Sample Analysis Report

Sr. No.	Parameters	Results	Acceptable Limit as per IS 10500: 2012	Units
1.	Colour	< 1	Max. 5	Hazen Units
2.	Odour	Agreeable	Agreeable	-
3.	pH	7.05	6.5-8.5	-
4.	Turbidity	0.5	Max. 1	N.T.U.
5.	Total Dissolved Solids	84	Max.500	mg/L
6.	Calcium (as Ca)	18	Max.75	mg/L
7.	Chloride (as Cl)	15	Max.250	mg/L
8.	Floride (as F)	< 0.06	Max.1	mg/L

9.	Iron (as Fe)	<0.04	Max.0.3	mg/L
10.	Magnesium (as Mg)	7	Max. 30	mg/L
11.	Alkalinity (as CaCO ₃)	31	Max.200	mg/L
12.	Nitrate (as NO ₃)	5.19	Max. 45	mg/L
13.	Sulphate (as SO ₄)	2.92	Max.200	mg/L
14.	Total Hardness (as CaCO ₃)	54	Max.200	mg/L
15.	E. coli	Absent	Not Detectable	/100 ml
16.	Total Coliforms	Absent	Not Detectable	/100 ml

B) Appreciations:

- Water is properly used in the campus and water reusing strategy is followed by the college.
- R.O. reject water is reused for gardening purpose.
- Rain water is collected and used for ground water recharge.
- Waste water generated from campus is connected to sewer.

C) Recommendations:

- Year wise water consumption report.
- Maintenance of R.O. system is necessary.
- Provide leakage free water taps.

9.3 ENERGY CONSERVATION:

A) Observations:

This indicator addresses energy consumption, energy sources, energy monitoring, lighting, appliance, natural gas and vehicles. Energy use is clearly an important aspect of campus sustainability and thus requires no explanation for its inclusion in the assessment.

Energy source utilized by all the departments and common facility center is electricity only. Maximum energy consumption is by major energy consuming equipment. College hostel has solar water heater.

All the departments and common facility centers are equipped with LED lamps. Approximately 55 computers, 10 printers, 24 LED bulbs, 40 fans, 40 LED tubes, 10 projectors, and 1 refrigerator these all are observed during the survey. Equipment like Computers is used with power saving mode. Also, campus administration runs switch-off drill on regular basis. In various labs after completion of work, electricity was shut down; it is one of the practices for energy conservation.

The campus imports electricity from Karnataka Power Transmission Corporation Limited (KPTCL). The total electricity that was imported by the college during the year 2022 is as shown below. Total 12 month's energy consumption of the campus is presented below for the year 2022. The graph shows that institute requires more electricity and it costs too much. If institute install solar panels then it will save electricity charges.

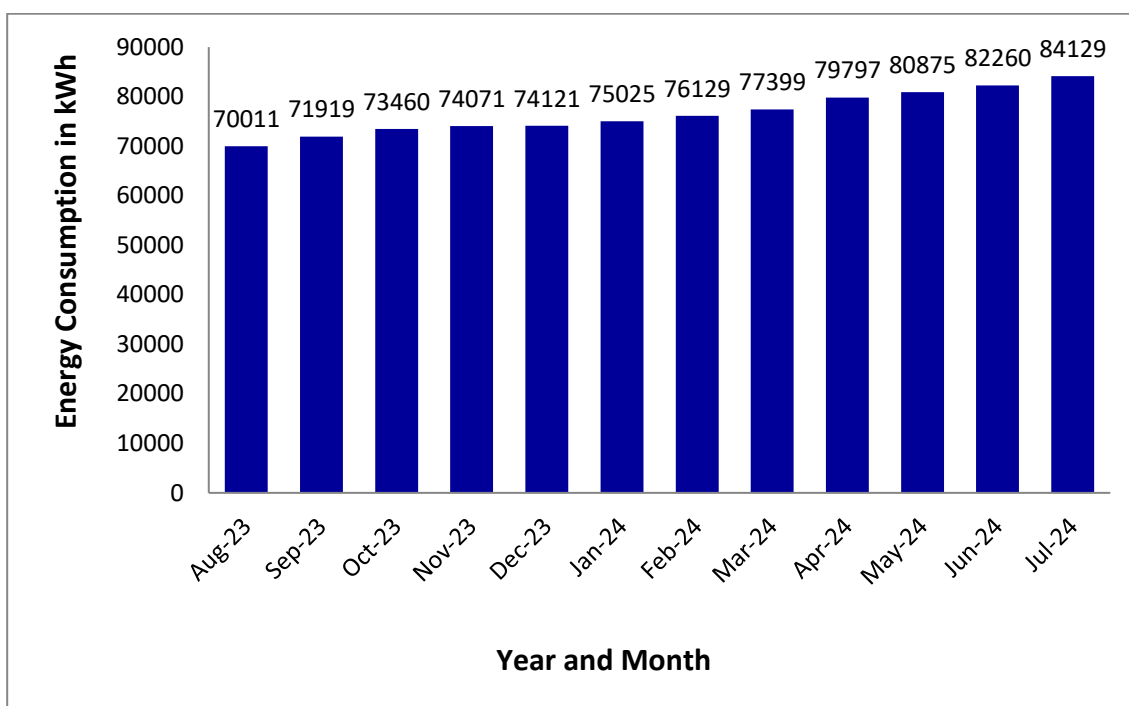


Solar Water Heater



Solar Street Lamp

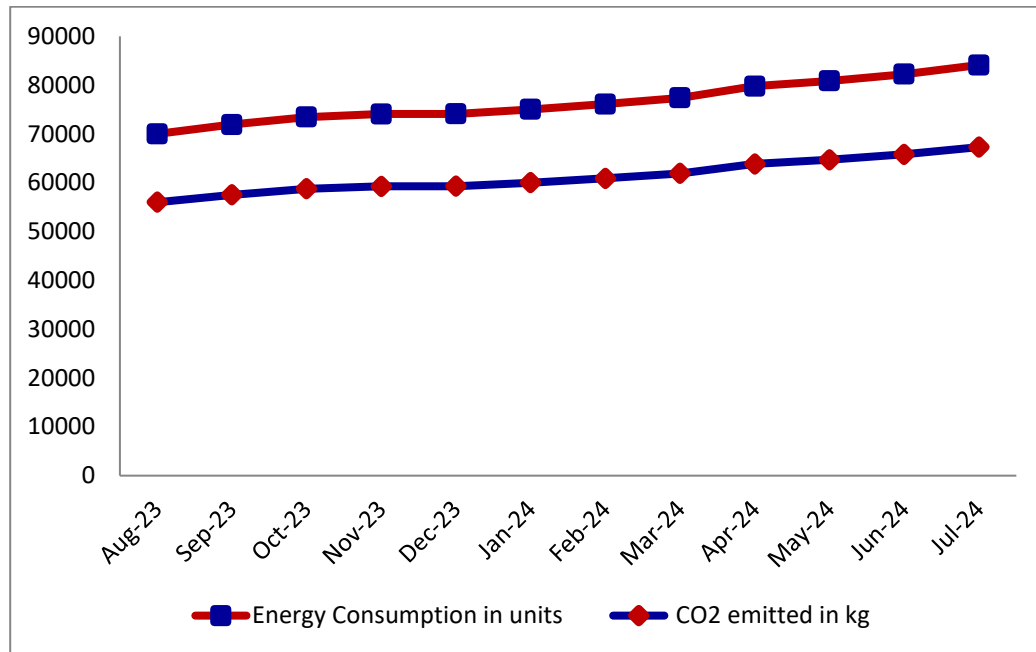
Month	Energy Consumption in units
August -2023	70011
September -2023	71919
October -2023	73460
November -2023	74071
December -2023	74121
January -2024	75025
February -2024	76129
March -2024	77399
April -2024	79797
May -2024	80875
June -2024	82260
July -2024	84129
Avg.	76599.67



CARBON- DIOXIDE EMISSION

For consumption of 1 Unit (1 kWh) of Electricity, the CO₂ emitted is 0.8 Kg. OR the Emission is 0.8 Kg/kWh. In the following Table we present the total units consumed and CO₂ emitted as under:

Sr.No.	Month	Energy consumption (kWh)	CO ₂ emitted in kg
1	August -2023	70011	56008.8
2	September -2023	71919	57535.2
3	October -2023	73460	58768
4	November -2023	74071	59256.8
5	December -2023	74121	59296.8
6	January -2024	75025	60020
7	February -2024	76129	60903.2
8	March -2024	77399	61919.2
9	April -2024	79797	63837.6
10	May -2024	80875	64700
11	June -2024	82260	65808
12	July -2024	84129	67303.2
	Avg.	76599.67	61279.73



PROVIDING SOLAR PV SYSTEM FOR PART LOAD OPERATIONS DURING DAY TIME

There are mainly Lighting and Computer loads. Since, there is no separate lighting feeder; it becomes necessary to separate out the lighting feeder for those lights where they are used 6 to 8 hours in a day.

A 5 kW Solar PV is proposed for the Lighting load application with minimum Storage batteries.

The power saved considering the 85% loading = 5 kW

Average Daily available hours = 6 h/day

Electricity Saved = $6 \times 5 = 30$ kWh/day

Yearly availability = 300 days/year

Yearly savings in electricity = $300 \times 30 = 9000$ kWh/year

Monitory Savings = $9000 \times 9 = \text{Rs.}81000/\text{year}$

Approximate cost of the solar system = Rs. 3.6 lac

Payback Period: $360000/81000 = 4.5$ Yrs.

Average life of project: 25 Yrs.

Net Saving: $20 \text{ yrs} \times 81000/\text{yrs.} = 16, 20,000/-$

B) Appreciations:

- Appreciate that college has 5 star electrical appliances like Fridge.
- Appreciate that college campus is well equipped with LED lights.
- Appreciate that college hostel has solar water heater having capacity 1000 LPD. It saves 12000 units per year.
- Appreciate that college has total 3 solar street lamps having capacity 20 W. It saves 18 KWh per month.

C) Recommendations:

- Installation of roof top solar panels is necessary.
- Strengthen Eco club in the college and take some initiative for energy conservation and create awareness of energy management among the students and staff.

9.4 GREEN AREA MANAGEMENT/BIODIVERSITY SURVEY

This includes the plants, greenery and sustainability of the campus to ensure that the buildings confirms to green standards. This also helps in ensuring that the Environmental Policy is enacted, enforced and reviewed using various environmental awareness programs.

A) Observations:

To create-green cover, eco-friendly atmosphere, pure oxygen at the college campus, plantation program is organized every year with involving all students, principal and all departments' faculty members.

Campus is located in the vicinity of approximately 60 (species) of trees total no. 1000, 20 (species) of shrubs total no.50. Approximately 15 species of birds, 8 species of mammals and 6 species of reptiles are found in the campus. Various tree plantation programs are being organized during the month of July and August at college campus and outside the college campus. This program helps in encouraging eco-friendly environment which provides pure oxygen within the institute and awareness among students and staff members. The plantation program includes plantation of various type of indigenous species of ornamental and medicinal as well as wild plant species under the biodiversity and ecological survey. The Institute has a policy of gift a plant to guests in any program. It is a good thing for environment



Green Campus

B) Appreciations

- Appreciate that the college has well developed Botanical Garden, variety medicinal plants, tiny forest etc.
- Appreciate that the college has variety of trees, bushes, shrubs.
- Appreciate that college organize plant distribution program on Vanamahotsava and Ozone Day every year.
- Appreciate that college celebrates 5th June as 'Environment Day', every year and plant trees on this day to make the campus Greener.

C) Recommendations:

- Review periodically the list of trees planted in the campus, allot numbers and names to the trees and keep records.
- Try to plant more trees in the campus.

- Promote environmental awareness as a part of course work in various curricular areas, independent research projects and community services.
- Ensure that an audit is conducted annually. And action is taken on the basis of audit report and recommendation and findings.

9.5 NOISE, VENTILATION AND ILLUMINATION MONITORING

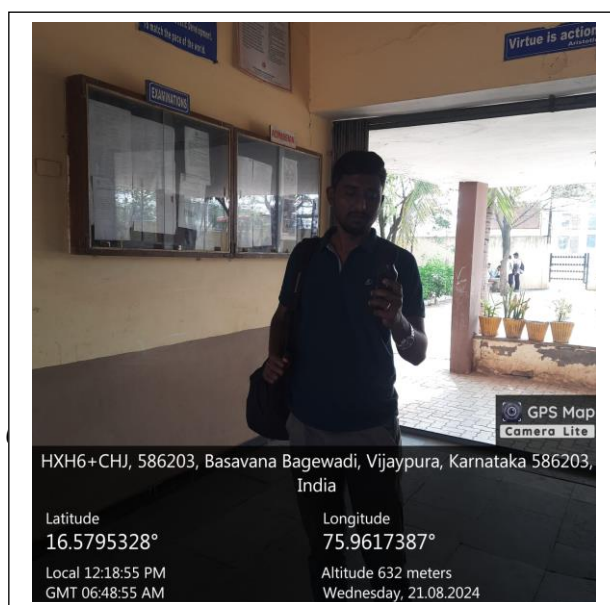
1. Noise Study:

The noise levels measurements were carried out using Noise level meter. The Noise level survey was carried out at two locations, at outside as well inside the study area campus. The major source of noise identified in the study area has been predominantly the vehicular movement and the transportation activities.

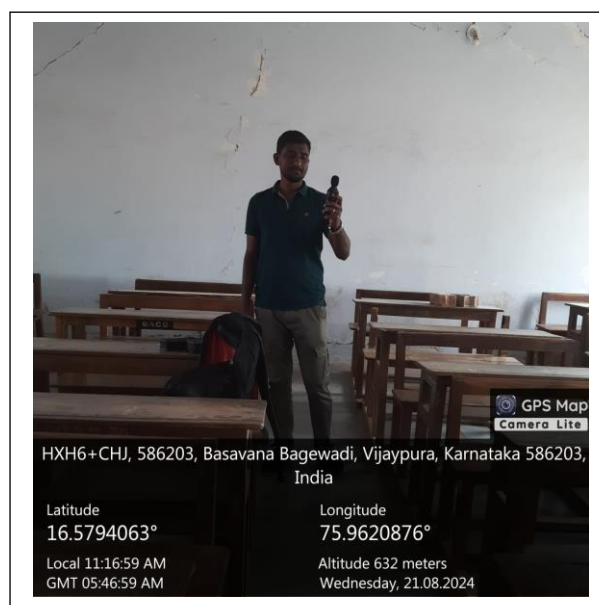
Location	Time	1	2	3	4	5	Noise Level Readings dB (A)
Outside	11:20	75	70	65	51	55	63.2
	12:20	71	60	65	59	55	62
Inside	11:25	66.5	55.8	62	57	58	59.86
	12:10	62	61.4	60	65	58	61.28

As per The Noise Pollution (Regulation & control) Rules, 2000 (Rules 3(1) and 4(1))

Area Code	Area Type	Limits in dB(A) weighted scale	
		Day (6 a.m. to 10 p.m.)	Night (10 p.m. to 6 a.m.)
B	Commercial	65	55



Noise Level Monitoring Outside the Campus



Noise Level Monitoring Inside the Campus

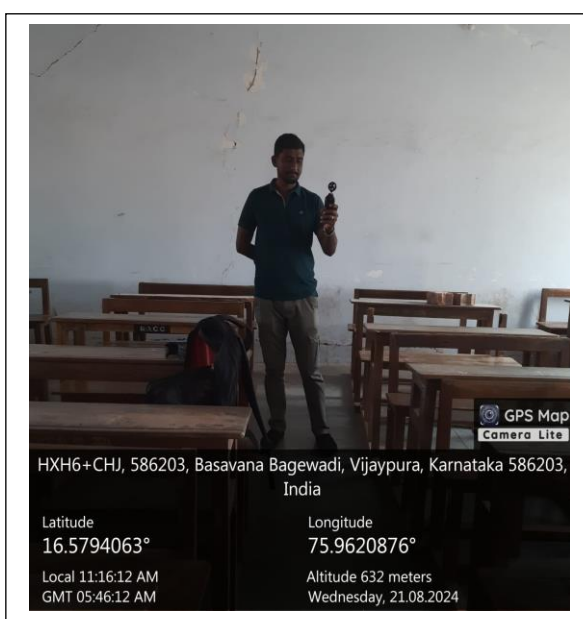
Observation:

All results of Noise level monitoring (Inside & Outside) found within limits as per the Noise Pollution (Regulation & control) Rules, 2000.

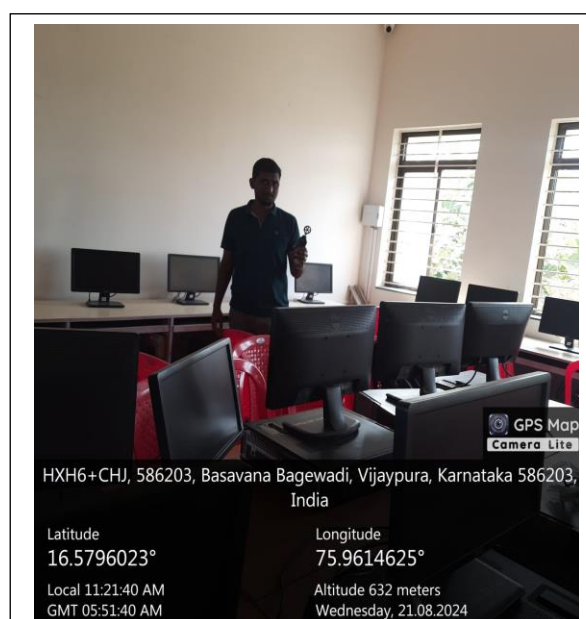
2. Ventilation Study:

The ventilation study was carried out by using anemometer. The study was carried out in classroom.

Sr. No.	Name of Location	Temperature (° c)	Air velocity (m/s)
1.	Classroom	22.5	0.9
2.	Laboratory	22.2	0.8



Ventilation Monitoring in Classroom



Ventilation Monitoring in Laboratory

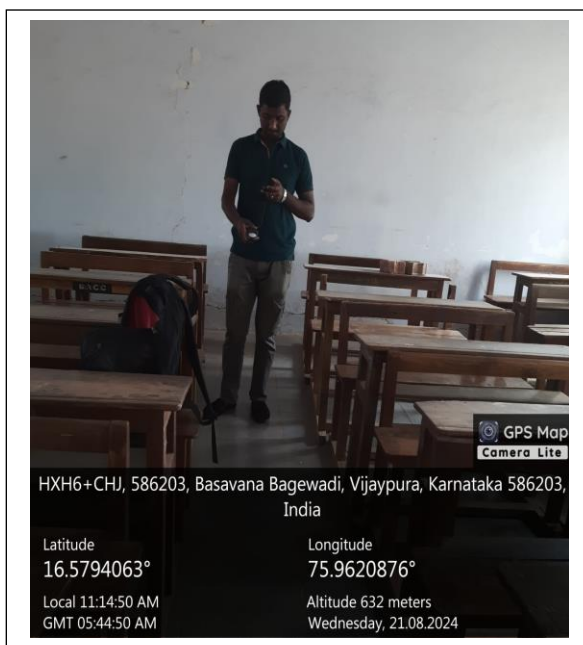
Observation:

All results of ventilation study (classroom) found within limits as per Factory Act 1948, Rule 22-A.


3. Illumination Study:

The Illumination Study was carried out using Lux meter. And it was carried out in classroom.

Sr. No.	Location	Time	Lux Level Reading (LUX)				Average Lux
			1	2	3	4	
1.	Classroom	11:10	299	250	351	340	310
2.	Laboratory	11:40	158	165	130	145	149.5



Illumination Monitoring in Classroom



Illumination Monitoring in Laboratory

Observation:

All results of Illumination Study (Classroom) found within limits as per IS 3646 (Part I):1992

9.6 CARBON FOOTPRINT

A carbon footprint (CF) is the total amount of greenhouse gases (including carbon dioxide and methane) that are generated by our actions.

A carbon footprint is an estimate of the climate change impact of activity – such as making a product, living a lifestyle or running a company.

There are many existing and evolving standards for calculating carbon footprints but in truth no footprint is precise. For more complicated activities these uncertainties are greatly multiplied.

a) Carbon Emissions:

List of carbon emissions

Classification/Scope	Sources	Description
Scope 1 (Direct)	Equipments usage	DG set
Scope 2 (Indirect)	Electricity Use	BLDE Association's Basaveshwar Arts and Commerce College, Basavana Bagewadi uses electricity to heat, cool, light, and run appliances at its facilities.
Scope 3 (Indirect)	Employee commuting	Employees commute from their residences to the college

Emission Data and Calculations:

- Scope 1 – All Direct Emissions from the activities of an institution or under their control. Including fuel combustion on site such as gas, etc.

Scope 1 Emissions

Type of Fuel	Quantity	Emission Factor	Kg CO ₂ /month
Fuel used for DG set	10 lit/month	2.653	26.53
LPG	8 kg/month	2.983	23.864
TOTAL SCOPE 1 EMISSIONS			50.394 Kg CO₂/month

- Scope 2 – Indirect Emissions from electricity purchased and used by the institution. Emissions are created during the production of the energy and eventually used by the organization.

Emissions from Purchased electricity:**Indirect Emissions /scope 2 emissions**

Type of Emission	Quantity	Emission Factor	Kg CO ₂
Emissions from Purchased electricity	76599.67 kWh/month	0.97	74301.68 KgCO ₂ /month
TOTAL SCOPE 2 EMISSIONS			74301.68 Kg CO₂/month

- Scope 3 – All Other Indirect Emissions from activities of the institution, occurring from sources that they do not own or control.
- A. Employee Transportation:** Increase in student intake can lead to increased greenhouse gas (GHG) pollution caused by the resulting growth in vehicular traffic, energy use, and other activities. This unit seeks to identify the impact on global climate change through its emissions of greenhouse gases (GHGs), notably carbon dioxide (CO₂). Transportation is the fastest growing major contributor to global climate change, accounting for 23% of energy-related carbon dioxide (CO₂) emissions

Fuel Consumption through Upstream Transportation

Mode of transportation	Daily Count	Travelling distance (km/Vehicle) (to and fro)	Total Km	Emission Factor	Kg CO ₂
2 wheeler (teachers)	30	10	300	0.0319	9.57

4 wheeler (Cars)	04	10	40	0.13	5.2
TOTAL					14.77
					Kg CO₂/day
					443.1
					Kg CO₂/month

Fuel Consumption through students Transportation

Mode of transportation	Daily Count	Travelling distance (km/Vehicle) (to and fro)	Total Km	Emission Factor	Kg CO₂
2 wheeler	100	10	1000	0.0319	31.9
TOTAL					31.9
					Kg CO₂/day
					957
					Kg CO₂ /month

B) Solid Waste Generation:**Dry Solid Waste Generation**

Wet waste generated	Emission factor	Total Kg CO₂
30 kg/month	6.3	6.3 Kg CO₂ /month

Total emissions throughout a year**Total emissions throughout a year**

Reporting Year	Total Emissions (kg CO₂ /month)	Total Emissions (kg CO₂ /year)
2024	75758.474	909101.69

C) Appreciations:

- The college celebrates No Vehicle Day on every second and fourth Saturday of every month.
- The vehicle owned by faculty with pollution check stickers are permitted into the campus.
- The institute encourages the staff and students to use public transport for safety security, fuel conservation and to reduce environmental pollution.

D) Recommendations:

- Make sure most teachers and students opt for public transport instead of using personal vehicle.
- Use as much renewable sources of energy as you can.

10. BEST PRACTICES FOR ENVIRONMENT

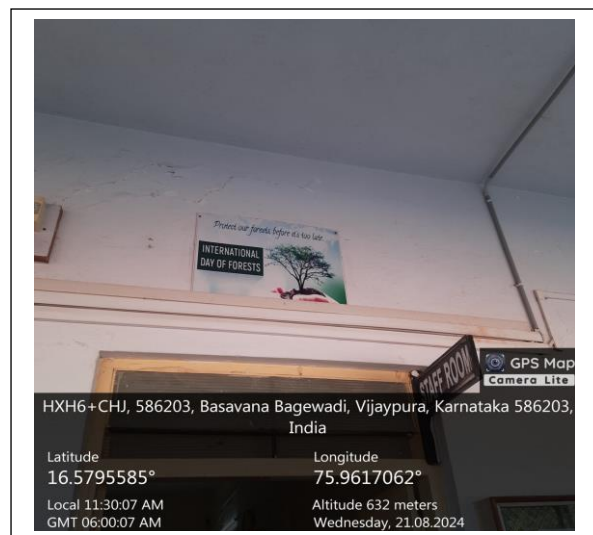

1. Biodiversity Conservation:

- ♣ They have green campus which provides habitat to various species.
- ♣ They maintain flora and fauna in the campus.
- ♣ They have well maintained herbal garden.




2. Tree Plantation Drives and Days Celebrations

- ♣ Periodically the plantation drives conducted by students and staff of campus.
- ♣ Every Guest is honored by tree at campus.
- ♣ World Environment Day, Ozone Day etc. Celebrated by students and staff every year.
- ♣ College takes green initiative beyond the campus by tree plantation and sapling distribution program.
- ♣ To create awareness among the students campus is provided with different Environmental protection slogans.



3. Solid Waste Management

- ❖ Different mechanisms for proper disposal of biodegradable, non-biodegradable and MSW are implemented in campus.
- ❖ Cleanliness drives are arranged by college.





4. Water Conservation

- ♣ Water saving push taps fitted in the drinking water zone and the toilets to avoid the wastage of water.
- ♣ Pipe line is applied through the campus for watering plants.
- ♣ To create awareness among the students campus is provided with different Water Conservation slogans.



11. OVERALL RECOMMENDATIONS

- Formation of Environment Policy and communicate to all faculties and other staff members.
- Environmental Monitoring i.e. (Ambient Air Quality monitoring, D.G set monitoring, Water monitoring) need to be conducted by approved laboratory with frequency of six month.
- Reduction in use of paper work by go digital system.
- Need of installation of roof top solar panels.
- Need of installation of drip irrigation system.
- Increase in Environmental promotional activities for spreading awareness at campus.
- As practically feasible avoid use of personal vehicles inside the campus.



12. CONCLUSION

This audit involved extensive consultation with all the campus team, interactions with key personnel on wide range of issues related to Environmental aspects. The BLDE Association's Basaveshwar Arts and Commerce College, Basavana Bagewadi has College Eco Club for sustainable use of resources. The audit has identified several observations for making the campus premise more environmental friendly. The recommendations are also mentioned with observations for campus team to initiate actions.

The audit team opines that the overall site is maintained well from environmental perspective. The paperless work system, green campus management, implementation of Bar Code system for trees, solid waste management, rain water harvesting system, composting unit and water conservation practices are noteworthy.

As part of green audit of campus, we carried out the environmental monitoring of campus which includes Illumination, Noise level, Ventilation monitoring and Water Testing which is used for drinking purpose in the campus. It was observed that Illumination and Ventilation is adequate considering natural light and air velocity present. Noise level in the campus is well within the limit i.e. below 65 dB at day time. Drinking water also analyzed and found it was potable.

There are some major observations and they are installation of solar panels and drip irrigation is necessary. And few minor things are important to initiate urgently are waste management records by monthly inventory, water balance cycle and periodic inspection of buildings housekeeping and environment policy.

